

C22

Controlled Comfort
Medium Duty Slide

Applications:

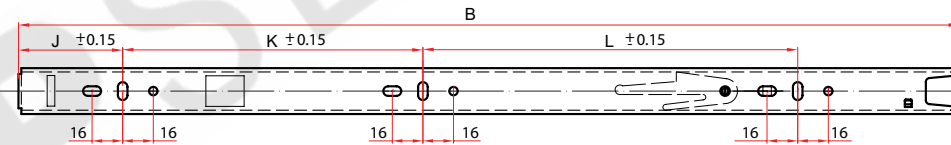
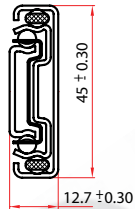
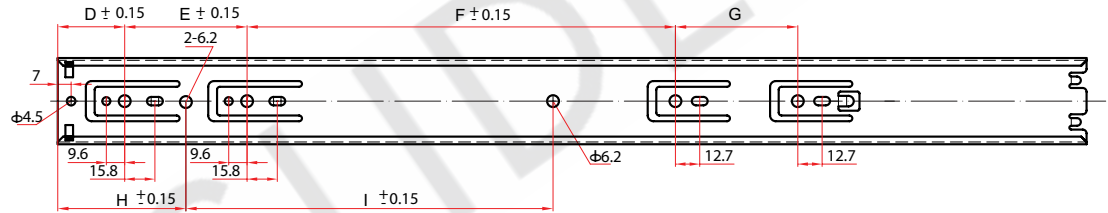
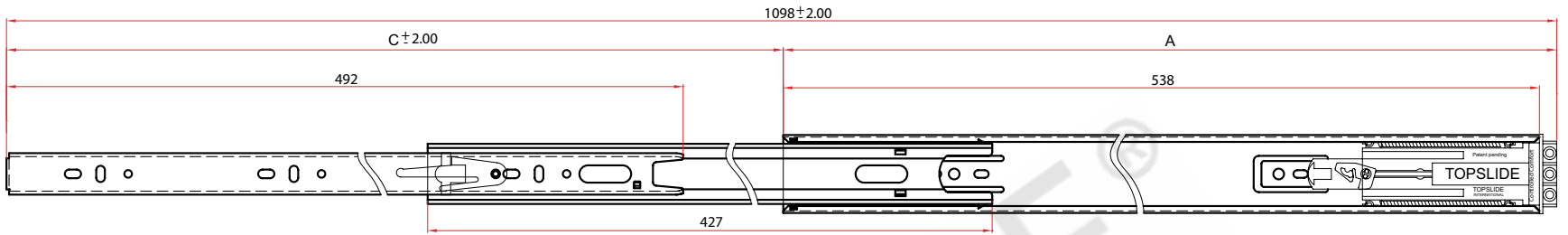
- Office furniture
- Cabinets/closets
- Kitchen accessories
- Medical Furniture

Features:


- 75 lb./ 32kg load rating
- Full extension
- Controlled soft closing
- Positive stop
- Trigger disconnect
- Side mounted
- Non handed
- 32mm system hole pattern
- Zinc plated

Options:

- Sizes: 14"(350mm) – 22"(550mm)



Drawer Slide Space



Length	A	B	C	D	E	F	G	H	I	J	K	L
14"	350	292	315	35	64	96		67	96	54.5	112	79
16"	400	342	400	35	64	144		67	128	54.5	132	101
18"	450	392	450	35	64	192		67	192	54.5	112	142
20"	500	442	500	35	64	224		67	192	54.5	132	171
22"	550	492	550	35	64	224	64	67	192	54.5	157	192

Model No. C22
Controlled Comfort
Rev.1